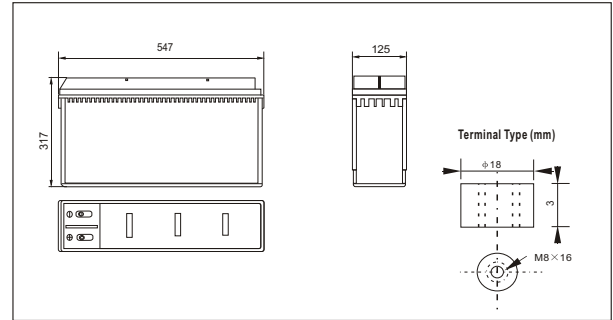




SWF121800(12V180AH)



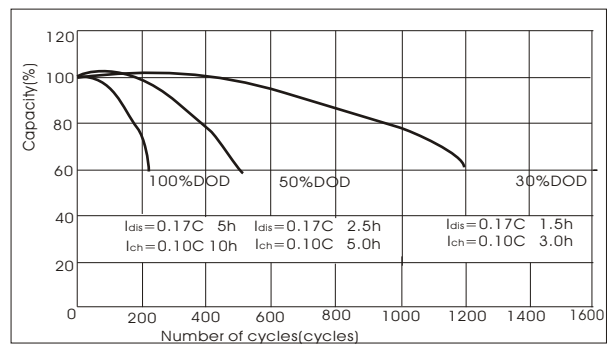
Outer dimensions (mm)



Specifications

Nominal Voltage		12V
Rated capacity (10 hour rate)		180 Ah
Dimensions	Total Height	317 mm (12.44 inches)
	Height	317mm (12.44 inches)
	Length	547 mm (21.5 inches)
	Width	125 mm (4.92 inches)
Weight Approx		60kg (119 lbs)

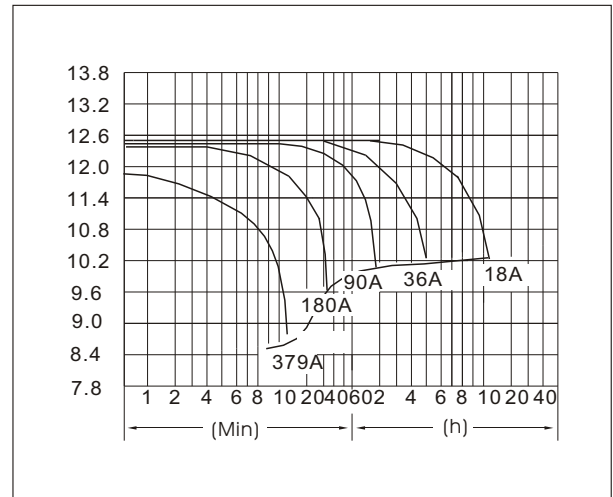
Curves of cycle life(25°C)



Characteristics

Capacity 25°C(77°F)	10 hour rate(18 A) 5 hour rate(28.8 A) 1 hour rate(108 A)	180 AH 144AH 108 AH
Internal Resistance	Full charged Battery at 25°C(77°F)	Approx 3.0mΩ
Capacity affected by Temperature (10hour rate)	40°C(104°F) 25°C(77°F) 0°C(32°F) -15°C(5°F)	102% 100% 85% 65%
Self-Discharge at 25°C(77°F)	Capacity after 3 month storage Capacity after 6 month storage Capacity after 12 month storage	91% 82% 64%
Terminal	T46	
Charge (constant Voltage)	Cycle	Initial Charging Current less than 72 A Voltage 14.10-14.40V
	Float	Voltage 13.50-13.80V

Discharge Curves 25°C(77°F)



Constant Current(Amp) and Constant Power(Watt) Discharge Table at 25°C(77°F)

Time		5min	10min	15min	30min	1h	2h	3h	4h	5h	8h	10h	20h
9.60V	A	577	380	306	205.2	108.0	63.0	46.3	36.0	29.7	21.06	18.90	10.21
	W	5950	4056	3283	2206	1166	692	515	405	338	241	218	118.7
10.20V	A	558	343	288	196.2	101.5	60.1	45.0	35.1	29.2	20.52	18.54	9.90
	W	5963	3827	3227	2203	1148	693	521	408	340	240	218	116.1
10.50V	A	540	307	252	183.6	98.3	58.7	43.9	34.6	28.8	20.34	18.18	9.90
	W	5899	3487	2878	2113	1138	681	512	404	338	239	215	117.0
10.80V	A	521	289	234	169.2	95.0	57.2	42.8	34.0	28.1	19.80	18.00	9.72
	W	5841	3332	2700	1960	1106	670	505	402	332	235	214	115.8
11.10V	A	503	271	216	151.2	91.8	55.8	41.4	33.1	27.4	19.26	17.10	9.18
	W	5705	3135	2518	1769	1080	660	492	394	327	231	206.4	111.3